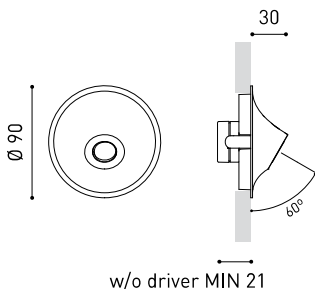




Dimensions



Accessories



DRIVER OPTIONS



CONCRETE BOX ACCESSORY

Awards



PRODUCT

Name	RHINO W/O EQ 3000K NT
Reference	A3510001NT
Colour	Textured black
RAL	9005
Category	WALL

LIGHT SOURCE

Type	LED
Gross luminous flux	115 / 205 / 280 lm
Colour temperature	3000 K
Chromatic stability	MacAdam Step 3
Colour Rendering Index	CRI>90
Power	1 / 2 / 3 W
Efficacy	115 / 103 / 93 lm/W
LED lifespan	L90B10 >102.000h
Energy efficiency class	F

LIGHTING FIXTURE | PHOTOMETRIC DATA

Lighting efficiency	90%
Light beam angle	35°

LIGHTING FIXTURE | ELECTRICAL DATA

Driver	Excluded: Must be placed on remote
Dimming	No Dim / DALI / Push
Electrical insulation class	II

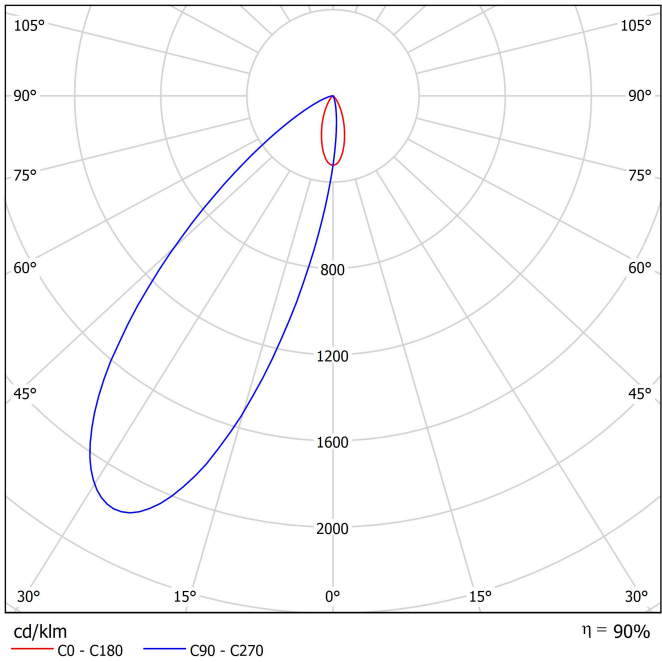
OTHER DATA

Sealing	IP20
Wireless control	Please Consult
Recess measurements	Ø79 mm
Weight	149 g
Packaged weight	190 g
Packaging dimensions	110 x 100 x 72 mm
Units per package	1
Materials	Aluminium / Polycarbonate

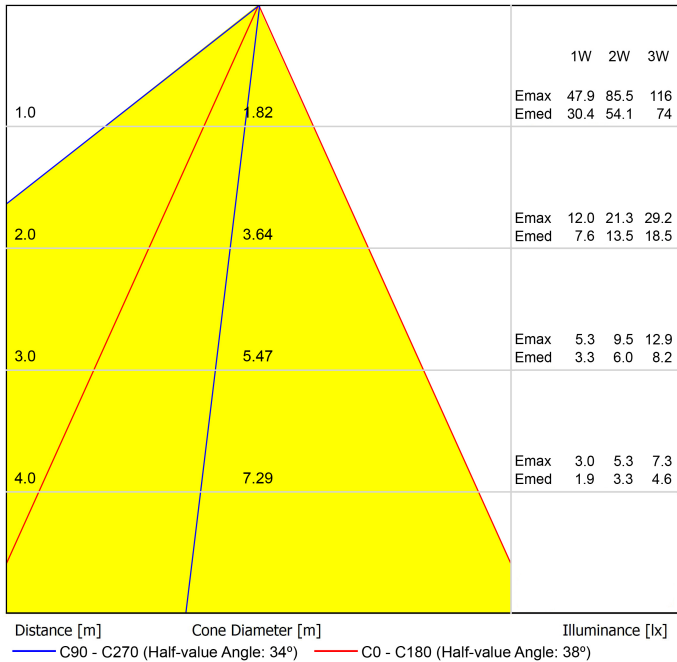


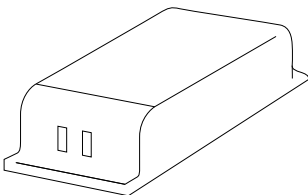
Rhino is a floor wash light that stands out slightly from the wall, cleanly and directly projecting the light obliquely. By doing so, it breaks away from the two design dogmas of this type of luminaire: it relinquishes absolute recessed installation and avoids directing the beam to the exterior, availing itself of rebound surfaces. With this, it has the advantage of being a luminaire with outstanding light efficiency –among its alternatives – defining it from the aesthetic viewpoint.



Polar diagram



Conical diagram

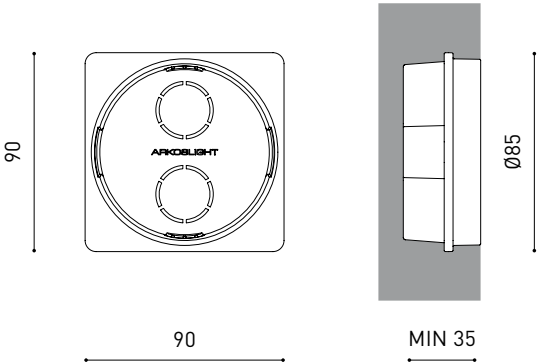




DRIVER OPTIONS*		P	I	
 NO DIM	0434-00-39	1W	350mA	1 to 12 Rhino
	0434-00-40	2W	700mA	1 to 12 Rhino
	0434-00-41	3W	1050mA	1 to 11 Rhino
 DALI / PUSH	0434-01-23	1W	350mA	1 to 20 Rhino
	0434-01-25	2W	700mA	1 to 20 Rhino
	0434-01-26	3W	1050mA	1 to 16 Rhino

220
240 V~

Driver must be placed on remote

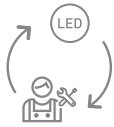


PRODUCT	
Model	Rhino Concrete box Accessory
Reference	A351-90-00
Category	Accessories



Concrete recessed box

Rhino's auxiliary box allows it to be installed inside concrete walls.
(It is not needed when installed in cardboard or plaster walls).
This accessory can be purchased independently, for the subsequent placement of Rhino once the works have been finished.



Fuente de luz (LED) reemplazable por un profesional autorizado

Replaceable (LED only) light source by an authorized professional.

Source lumineuse (LED) remplaçable par un professionnel agréé

Sorgente luminosa (LED) sostituibile da parte di un professionista autorizzato

Austauschbare (LED) Lichtquelle durch einen autorisierten Fachmann



Equipo de control reemplazable por un profesional autorizado

Replaceable control gear by an authorized professional

Dispositif de commande remplaçable par un professionnel agréé

Alimentatore sostituibile da parte di un professionista autorizzato

Auswechselbares Betriebsgerät durch autorisierten Fachmann

Instrucciones para el final de vida y la eliminación de los componentes:

Instructions on end-of-life and component disposal:

Instructions pour la gestion des composants en fin de vie et leur mise au rebut :

Istruzioni per il fine vita e lo smaltimento dei componenti:

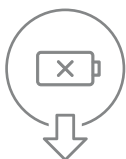
Anweisungen zur entsorgung der Leuchtenkomponenten:



Interrumpir la alimentación del aparato
Cut the power supply to the luminaire
Couper l'alimentation du luminaire
Interrompere l'alimentazione dell'apparecchio
Stromversorgung der Leuchte unterbrechen



Quitar la(s) fuente(s) de luz para el desecho
Remove light source(s) for disposal
Retirer la (les) source(s) lumineuse(s) pour l'élimination
Rimuovere la/le sorgente/e di luce per lo smaltimento
Lichtquelle(n) zur Entsorgung entfernen



Quitar la batería para el desecho
Remove the battery for decommissioning
Retirer la batterie pour sa mise au rebut
Rimuovere la batteria per la dismissione
Die Batterie ordnungsgemäß entsorgen



Quitar el equipo de control para el desecho
Remove control gear for disposal
Retirer le dispositif de commande pour l'élimination
Rimuovere l'alimentatore per lo smaltimento
Betriebsgerät zur Entsorgung ausbauen

Enviar los materiales a un centro de recogida RAEE
Send the materials to a WEEE collection centre
Envoyer les matériaux dans une déchetterie DEEE
Inviare i materiali ad un centro di raccolta RAEE
Die Materialien in einem WEEE-Zentrum entsorgen

